


MONTHLY REPORT OF DISBURSEMENTS
For the month of March 2020


Department: Budgetary Support to Government Corporations
Agency/Entity: Small Business Corporation
Operating Unit: < not applicable >
Organization Code: 35 049 000900
Fund Cluster: 01 Regular Agency Fund


Particulars	Current Year Budget					Prior Year's Budget											Total Liabilities					Grand Total	Remarks								
	PS	MOOE	FinEx	CO	TOTAL	Prior Year's Accounts Payable					Current Year's Accounts Payable						PS	MOOE	CO	TOTAL											
						PS	MOOE	FinEx	CO	Sub-Total	PS	MOOE	FinEx	CO	Sub-Total	TOTAL					SUB-TOTAL										
1	2	3	4	5	6(2+3+4+5)	7	8	9	10	11(7+8+9+10)	12	13	14	15	16(12+13+14+15)	17(11+16)	18(8+17)	19	20	21	22(19+20+21)	23	24	25	26	27(23+24+25+26)	28				
CASH DISBURSEMENTS	0.00	58,159,773.00	0.00	0.00	0.00	58,159,773.00	0.00	0.00	0.00	0.00	0.00	0.00	0.00	0.00	0.00	0.00	58,159,773.00	0.00	0.00	0.00	0.00	0.00	58,159,773.00	0.00	0.00	0.00	58,159,773.00				
Notice of Cash Allocation (NCA)	0.00	58,159,773.00	0.00	0.00	0.00	58,159,773.00	0.00	0.00	0.00	0.00	0.00	0.00	0.00	0.00	0.00	0.00	58,159,773.00	0.00	0.00	0.00	0.00	0.00	0.00	58,159,773.00	0.00	0.00	0.00	58,159,773.00			
MDS Checks Issued	0.00	58,159,773.00	0.00	0.00	0.00	58,159,773.00	0.00	0.00	0.00	0.00	0.00	0.00	0.00	0.00	0.00	0.00	58,159,773.00	0.00	0.00	0.00	0.00	0.00	0.00	0.00	58,159,773.00	0.00	0.00	0.00	58,159,773.00		
Advance to Debit Account	0.00	0.00	0.00	0.00	0.00	0.00	0.00	0.00	0.00	0.00	0.00	0.00	0.00	0.00	0.00	0.00	0.00	0.00	0.00	0.00	0.00	0.00	0.00	0.00	0.00	0.00	0.00	0.00	0.00		
Notice of Transfer Allocations (NTA)	0.00	0.00	0.00	0.00	0.00	0.00	0.00	0.00	0.00	0.00	0.00	0.00	0.00	0.00	0.00	0.00	0.00	0.00	0.00	0.00	0.00	0.00	0.00	0.00	0.00	0.00	0.00	0.00	0.00		
MDS Checks Issued	0.00	0.00	0.00	0.00	0.00	0.00	0.00	0.00	0.00	0.00	0.00	0.00	0.00	0.00	0.00	0.00	0.00	0.00	0.00	0.00	0.00	0.00	0.00	0.00	0.00	0.00	0.00	0.00	0.00		
Advance to Debit Account	0.00	0.00	0.00	0.00	0.00	0.00	0.00	0.00	0.00	0.00	0.00	0.00	0.00	0.00	0.00	0.00	0.00	0.00	0.00	0.00	0.00	0.00	0.00	0.00	0.00	0.00	0.00	0.00	0.00		
Working Fund for FAPs	0.00	0.00	0.00	0.00	0.00	0.00	0.00	0.00	0.00	0.00	0.00	0.00	0.00	0.00	0.00	0.00	0.00	0.00	0.00	0.00	0.00	0.00	0.00	0.00	0.00	0.00	0.00	0.00	0.00		
Cash Disbursement Ceiling (CDC)	0.00	0.00	0.00	0.00	0.00	0.00	0.00	0.00	0.00	0.00	0.00	0.00	0.00	0.00	0.00	0.00	0.00	0.00	0.00	0.00	0.00	0.00	0.00	0.00	0.00	0.00	0.00	0.00	0.00		
TOTAL CASH DISBURSEMENTS	0.00	58,159,773.00	0.00	0.00	0.00	58,159,773.00	0.00	0.00	0.00	0.00	0.00	0.00	0.00	0.00	0.00	0.00	58,159,773.00	0.00	0.00	0.00	0.00	0.00	0.00	0.00	0.00	58,159,773.00	0.00	0.00	0.00	58,159,773.00	
NON-CASH DISBURSEMENTS	0.00	0.00	0.00	0.00	0.00	0.00	0.00	0.00	0.00	0.00	0.00	0.00	0.00	0.00	0.00	0.00	0.00	0.00	0.00	0.00	0.00	0.00	0.00	0.00	0.00	0.00	0.00	0.00	0.00		
Tax Remittance Advances Issued (TMA)	0.00	0.00	0.00	0.00	0.00	0.00	0.00	0.00	0.00	0.00	0.00	0.00	0.00	0.00	0.00	0.00	0.00	0.00	0.00	0.00	0.00	0.00	0.00	0.00	0.00	0.00	0.00	0.00	0.00		
Non-Cash Availment Authority (NCAA)	0.00	0.00	0.00	0.00	0.00	0.00	0.00	0.00	0.00	0.00	0.00	0.00	0.00	0.00	0.00	0.00	0.00	0.00	0.00	0.00	0.00	0.00	0.00	0.00	0.00	0.00	0.00	0.00	0.00		
Disbursements effected through outright deductions from claims (lease liability, etc.)	0.00	0.00	0.00	0.00	0.00	0.00	0.00	0.00	0.00	0.00	0.00	0.00	0.00	0.00	0.00	0.00	0.00	0.00	0.00	0.00	0.00	0.00	0.00	0.00	0.00	0.00	0.00	0.00	0.00		
Overpayment of expenses (e.g. personnel benefits)	0.00	0.00	0.00	0.00	0.00	0.00	0.00	0.00	0.00	0.00	0.00	0.00	0.00	0.00	0.00	0.00	0.00	0.00	0.00	0.00	0.00	0.00	0.00	0.00	0.00	0.00	0.00	0.00	0.00		
Restitution for loss of government property	0.00	0.00	0.00	0.00	0.00	0.00	0.00	0.00	0.00	0.00	0.00	0.00	0.00	0.00	0.00	0.00	0.00	0.00	0.00	0.00	0.00	0.00	0.00	0.00	0.00	0.00	0.00	0.00	0.00		
Liquidated damages and similar claims	0.00	0.00	0.00	0.00	0.00	0.00	0.00	0.00	0.00	0.00	0.00	0.00	0.00	0.00	0.00	0.00	0.00	0.00	0.00	0.00	0.00	0.00	0.00	0.00	0.00	0.00	0.00	0.00	0.00		
Others (e.g. TEF, B.T., Documentary Stamp, etc.)	0.00	0.00	0.00	0.00	0.00	0.00	0.00	0.00	0.00	0.00	0.00	0.00	0.00	0.00	0.00	0.00	0.00	0.00	0.00	0.00	0.00	0.00	0.00	0.00	0.00	0.00	0.00	0.00	0.00		
TOTAL NON-CASH DISBURSEMENTS	0.00	0.00	0.00	0.00	0.00	0.00	0.00	0.00	0.00	0.00	0.00	0.00	0.00	0.00	0.00	0.00	0.00	0.00	0.00	0.00	0.00	0.00	0.00	0.00	0.00	0.00	0.00	0.00	0.00		
GRAND TOTAL	0.00	58,159,773.00	0.00	0.00	0.00	58,159,773.00	0.00	0.00	0.00	0.00	0.00	0.00	0.00	0.00	0.00	0.00	58,159,773.00	0.00	0.00	0.00	0.00	0.00	0.00	0.00	0.00	58,159,773.00	0.00	0.00	0.00	58,159,773.00	

Particulars	Previous Report			As at Date		
	(1)	(2)	(3)	(4)	(5)	(6)
Total Disbursement Authorities Received		355,000,000.00	145,000,000.00		500,000,000.00	
NCA		355,000,000.00	145,000,000.00		500,000,000.00	
NTA		0.00	0.00		0.00	
Working Fund		0.00	0.00		0.00	
TMA		0.00	0.00		0.00	
CDC		0.00	0.00		0.00	
NCAA		0.00	0.00		0.00	
Less: Notice of Transfer of Allocations (NTA) issued		0.00	0.00		0.00	
Total Disbursement Authorities Available		355,000,000.00	145,000,000.00		500,000,000.00	
Less:		0.00	0.00		0.00	
Liquid NCA		0.00	0.00		0.00	
Disbursements:		142,860,011.00	58,159,773.00		201,019,784.00	
Less: Other Non-Cash Disbursements		0.00	0.00		0.00	
Disbursements effected through outright deductions from claims		0.00	0.00		0.00	
Overpayment of expenses (e.g. personnel benefits)		0.00	0.00		0.00	
Restitution for loss of government property		0.00	0.00		0.00	
Liquidated damages and similar claims		0.00	0.00		0.00	
Others (e.g. TEF, B.T., Docs Stamp, etc.)		0.00	0.00		0.00	
Adjustments (e.g. cancelled/stale checks)		0.00	0.00		0.00	
Balance of Disbursement Authorities as at date		212,139,989.00	86,840,227.00		298,980,216.00	
Total Disbursements Program		355,000,000.00	145,000,000.00		500,000,000.00	
Less: Actual Disbursements		142,860,011.00	58,159,773.00		201,019,784.00	
(Over)/Under spending		212,139,989.00	86,840,227.00		298,980,216.00	

Notes: * The use of NTA is discouraged
Notes: ** Amounts should tally with the grand total disbursement (column 27)

Confirmed Correct: 
DINA PALAYPAYON
Budget Officer
Date: 2020-04-28 12:33:51.0

Recommending Approval: 
CORAZON DIMAYUGA
Director of Financial Management Service (FMS) or Equivalent
Date: 2020-04-28 12:55:50.0

Approved By: 
MA. LUNA CACERANDANO
Agency/Entity Head or Authorized Representative
Date: 2020-04-28 13:07.0