

  
**SMALL BUSINESS GUARANTEE AND FINANCE CORPORATION**  
**INCOME STATEMENT**  
**For the Three Month Period Ending March 31, 2015**

**Continuing Operations**

Interest Income on	
Loans:	
Wholesale - SME	4,361,249
Wholesale - MICRO	24,521,990
Retail	17,408,250
ERF	3,736,171
Other Operating Income	3,178,096
Sub Total	<u>53,205,756</u>
Investment	20,886,499
Guarantee Fee	208,078
Other Income	
Gain/Loss on sale of acquired assets	896,668
Miscellaneous	685,995
Sub Total	<u>22,677,240</u>
<b>Gross Income</b>	<b><u>75,882,996</u></b>
Less:	
Financing Cost	
Interest Expense	6,067,970
Guarantee Fee Expense	3,393,053
FXRC Expense	10,179,158
Total	<u>19,640,181</u>
	<b><u>56,242,816</u></b>
Less:	
Credit Cost	
Provision for Probable Losses	9,582,914
Acquired Asset Expense	467,864
Litigation Expense	72,519
Total	<u>10,123,297</u>
	<b><u>46,119,519</u></b>
<hr/>	
Less:	
Operating Cost	
Personnel Services	26,539,552
MOOE	14,202,337
Capacity Building Expense	137,784
(Gain)/Loss on Foreign Exchange-Realized	835,817
	<u>41,715,490</u>
Net Income from Continuing Operations	<b><u>4,404,028</u></b>
Other Comprehensive Income (Expense)	
Translation Adjustment - Net	64,742,945
Change in Derivative Valuation	(2,430,837)
	<u>62,312,108</u>
<b>Total Comprehensive Income / (Loss)</b>	<b><u>66,716,136</u></b>

Prepared by:

  
**HEIDE M. VEGA**  
 Manager, Acctg.

Certified by:

  
**ALFREDO S. DIMACULANGAN**  
 Head -Resource Management Sector

**SMALL BUSINESS GUARANTEE AND FINANCE CORPORATION**  
**STATEMENT OF FINANCIAL POSITION**  
As of March 31, 2015

**ASSETS**

Current Assets	
Cash on Hand and in Banks	109,070,052
Cash in Bank HYSAs-SDA	90,248,196
Investments in Gov't Sec	1,831,170,659
Interest Receivable on Investments	14,415,201
Loans Receivable	2,773,992,183
Allowance for Doubtful Accounts	(438,816,310)
Interest Receivable on Loans	24,799,607
Sale Contract Receivable	44,847,379
Other Current Assets / Receivables	12,908,692
	<u>4,462,635,659</u>
Non-Current Assets	
Accounts Receivable, Others	38,502,637
Property and Equipment, Net	78,142,093
Real and Other Properties or Acquired, Net	141,327,551
Equity Investment	18,697,620
Allowance for Doubtful Accounts	(1,726,045)
Other Assets	3,972,626
Deferred Tax Asset	101,569,608
Guarantee Paid Loans	78,853,522
Allowance for Doubtful Accounts	(75,496,355)
Derivative with Positive Fair Value	240,393,171
	<u>624,236,427</u>
<b>TOTAL ASSETS</b>	<u><u>5,086,872,086</u></u>

**LIABILITIES AND EQUITY**

Current Liabilities	
Accounts Payable and Accrued Expenses	36,118,431
Interest Payable	5,386,884
Undistributed Collections	4,221,468
Notes Payable	1,211,416,566
Long-Term Liabilities-Current Portion - ODA	156,250,000
	<u>1,413,393,350</u>
Non-Current Liabilities	
Long-Term Liabilities - ODA	1,056,817,073
	<u>1,056,817,073</u>
<b>Total Liabilities</b>	<u><u>2,470,210,423</u></u>
Equity	
Capital Stock	1,919,902,000
Paid in Capital in Excess of par Value	79,510,460
Unappropriated Retained Earnings	269,859,967
Appropriated Retained Earnings	280,673,100
Add: Net Income / (Loss)	66,716,136
<b>Total</b>	<u><u>2,616,661,663</u></u>
<b>TOTAL LIABILITIES AND EQUITY</b>	<u><u>5,086,872,086</u></u>

Prepared by:

  
**HEIDE M. VEGA**  
Manager-Accounting

Certified by:

  
**ALFREDO S. DIMACULANGAN**  
Head -Resource Management Sector

**SMALL BUSINESS GUARANTEE AND FINANCE CORPORATION**

**STATEMENT OF CASH FLOWS**

For the three month period ended March 31, 2015

(In Philippine Peso)

**Cash Flows from Operating Activities:**

**Cash Inflows:**

Interest on Loans	47,851,432
Interest on Investments	28,939,337
Guarantee Fees	207,630
Other Income	3,238,756
Collections from loans to employee	1,332,696
Advances from suppliers and creditors	475,636
Collection of Loans	504,738,359
Unapplied Collections	4,221,469

---

**Total Cash Inflows** 591,005,315

**Cash Outflows:**

Loans granted to employees	797,609
Payment of Operating Expenses	48,513,007
Loan Releases	372,227,456
Loss on foreign exchange	835,817

---

**Total Cash Outflows** 422,373,889

---

**Net Cash Provided by Operating Activities** 168,631,426

**Cash Flows from Investing Activities:**

**Cash Inflows:**

Guarantee Reserve Fund	
Proceeds from Held-To-Maturity Investment	40,461,493
Proceeds from Disposal of Acquired Properties (ROPA)	504,941

---

**Total Cash Inflows** 40,966,434

**Cash Outflows:**

Placements of Held-To-Maturity Investment	129,752,453
Purchase of Property and Equipment	377,767
Investment in Equity Venture Capital	1,880,000
Costs relative to foreclosed properties (ROPA)	427,377

---

**Total Cash Outflows** 132,437,597

---

**Net Cash Used in Investing Activities** (91,471,163)

**Cash Flows from Financing Activities:**

**Cash Inflows:**

Proceeds from Issuance of mSME Notes	238,950,000
--------------------------------------	-------------

---

**Total Cash Inflows** 238,950,000

**Cash Outflows:**

Payment of Foreign Loans	42,240,804
Payment of Interest on Loans and Other Finance Costs	18,639,018
Payment of Matured mSME Notes	203,000,000

---

**Total Cash Outflows** 263,879,822

---

**Net Cash Used in Financing Activities** (24,929,822)


**Net increase (decrease) in cash and cash equivalents** 52,230,441

**Add: Cash and Cash Equivalents, Beginning** 147,087,807

---

**Cash and Cash Equivalents, Ending** 199,318,248

Prepared by:




**MARIDEL Z. CONTRERAS**  
Senior Financial Specialist

Reviewed by:



**HEIDE M. VEGA**  
Department Manager II

Certified Correct:



**ALFREDO S. DIMACULANGAN**  
Head, Controllership Group/RMS

**SMALL BUSINESS GUARANTEE AND FINANCE CORPORATION**  
**TRIAL BALANCE**  
**March 31, 2015**

ACCOUNT TITLE	ACCOUNT CODE	DEBIT	CREDIT
Check-Collecting Officers-HO	102100	2,321,156.15	
Check-Collecting Officers-MAO	102105	2,485.47	
Check-Collecting Officers-VAO	102110	(39,953.04)	
Cash Disbursing Officers	103000	195,700.00	
Cash in Bank-Local Curr.,CA-LBP	111000	44,808,662.82	
Cash in Bank-Local Curr.,CA-LBP-VAO	111005	2,858,483.27	
Cash in Bank-Local Curr.,CA-LBP-MAO	111010	3,882,410.17	
Cash in Bank-Local Curr.,CA-IFAD-(RF-Peso Acct.)	111025	30,673.52	
Cash in Bank-Local Curr.,CA-IFAD-(Imprest-Peso Acct.)	111030	32,577.27	
Cash in Bank-Local Curr.,CA-mSME Notes	111035	48,532,483.56	
Cash in Bank-Local Curr.,CA-LBP-ELP-Displaced Workers	111036	30,302.80	
Cash in Bank-Local Curr.,CA-LBP-NLAO-BAGUIO	111040	5,780,025.14	
Cash in Bank-Local Curr.,SA-DBP	112020	602,994.40	
Cash in Bank-HYSA/SSA/SDA	113010	57,732,817.57	
Cash in Bank-HYSA/SSA/SDA-MSME NOTE FUND	113016	16,456,285.58	
Cash in Bank-HYSA/SSA/SDA-LIQUIDITY RESERVE FUND	113017	16,059,092.82	
Cash in Bank-Foreign Curr.,SA-DOLLAR	116000	32,050.10	
Due from Officers & Employees	123000	186,740.00	
Accts. Rec'ble-Officers & Employees	123005	433,370.87	
Accts. Rec'ble-Officers & Employees-COA-NFD	123010	770,548.32	
Due from BMBE	123015	214,738.54	
Loans Receivable-FAST	126100	130,045,926.68	
Loans Receivable-FIRM	126105	201,767,620.03	
Loans Receivable-FEEL	126115	378,353.70	
Loans Receivable-MICRO	126116	1,292,952,625.83	
Loans Receivable-FAST-ADB	126125	23,884,380.00	
Loans Receivable-FIRM-KFW	126131	9,274,401.84	
Loans Receivable-FIRST-ADB	126135	1,865,700.27	
Loans Receivable-FRIEND	126150	27,858,960.46	
Loans Receivable-FIRST	126155	17,536,827.43	
Loans Receivable-FORCE	126160	10,808,727.79	
Loans Receivable-FLEXIBLE	126166	180,136,648.71	
Loans Receivable-1 BPMP	126170	500,001.00	
Loans Receivable-FORGE	126175	1,489,615.92	
Loans Receivable-ELP	126176	455,433.88	
Loans Receivable-Equity Ventures Program	126180	5,486,588.19	
Loans Receivable-STDF	126185	1,681,840.19	
Sales Contract Receivable	126187	44,847,379.23	
Loans Receivable-Calamity	126191	959,057.26	
Loans Receivable-FEASIBLE	126195	3,125,599.03	
Loans Receivable-FEASIBLE - ADB	126196	709,466.22	
Loans Receivable-DEMAND	126220	17,387,662.32	
Loans Receivable-RMICRO Loan	126240	121,398,290.05	
Loans Receivable-FMICRO	126260	13,857,621.40	
Loans Receivable-MICRO-IFAD	126276	40,029,819.52	
Loans Receivable-FLEXIBLE-ADB	126280	6,058,239.43	
Loans Receivable-FRIEND-ADB	126285	1,957,895.67	
Loans Receivable-FMICRO-ADB	126290	71,150.57	
Loans Receivable-RMicro Loan - ADB	126400	103,679.34	
Loans Receivable-GRAD	126415	22,206,471.84	
Loans Receivable-WCAP	126420	322,145,819.67	
Loans Receivable-WCAP - ADB	126425	489,042.95	
Loans Receivable-RUMEPP	126435	1,166,667.13	
Loans Receivable-Compromise Agreement Rec'ble-Retail	126445	5,482,710.00	
Loans Receivable-RUMEPP-IFAD	126455	120,000.00	
Loans Receivable-Compromise Agreement Rec'ble-Guarantee	126460	50,423.08	
Loans Receivable-ERF	126465	302,973,301.10	
Loans Receivable-Compromise Agreement Rec'ble-MICRO	126470	1,001,696.14	
Guarantee Paid Loans-SBGFC	126600	44,389,483.15	
Guarantee Paid Loans-GFSME	126601	34,413,615.53	
Loans Rec'ble Purchased	126605	17,583,316.55	
Loans Receivable-Deficiency Claims Rec'ble-Retail	126700	67.00	
Loans Receivable-Deficiency Claims Rec'ble-Guarantee	126705	78.00	
Loans Receivable-Deficiency Claims Rec'ble-Wholesale	126710	15.00	
Derivative with Positive Fair Value	127005	240,393,171.00	
Int. Rec'ble on Inv.-TBills	129005	5,091,863.01	

**SMALL BUSINESS GUARANTEE AND FINANCE CORPORATION**  
**TRIAL BALANCE**  
**March 31, 2015**

ACCOUNT TITLE	ACCOUNT CODE	DEBIT	CREDIT
Int. Rec'ble on Inv.-SDA	129007	43,600.79	
Int. Rec'ble on Inv. Bonds-ADB	129012	3,234,791.39	
Int. Rec'ble on Inv.-TB -Guarantee Reserved Funds	129013	3,449,478.33	
Int. Rec'ble on Inv.-SDA-GRF	129016	(0.01)	
Int. Rec'ble on Inv.-SDA-Liquidity Res. Fund	129017	2,230.43	
Int. Rec'ble on Inv.-SDA - MSME NOTES	129019	2,285.59	
Int. Rec'ble on Inv.-TB -MSME Notes	129023	809,224.30	
Int. Rec'ble on Inv.-TB - Liquidity Reserve Fund	129024	423,010.79	
Int. Rec'ble on Inv.-TB - KFW	129026	1,358,716.64	
Int. Rec'bles on Loans-ERF	129080	1,919,262.98	
Int. Rec'ble on Loans	129095	22,726,976.85	
Int. Rec'ble on NRP	129100	166,019.72	
Capitalized Int. Rec'ble	129200	17,651,886.69	
Capitalized Int. Rec'ble - CAR	129245	1,386,720.18	
Accts. Rec'ble-Others	149005	26,600,185.56	
Accts. Rec'ble-Lease Purchase	149015	11,774,118.29	
Accts. Rec'ble-Travelling	149030	49,275.84	
Accts. Rec'ble-Others-Foreclosure	149035	650,746.66	
Office Supplies Inventory	155000	341,246.87	
Accountable Forms Inventory	156000	7,500.00	
Prepaid-Rent	177000	6,757.55	
Prepaid-Condominium Dues	177010	242.42	
Prepaid-Insurance	178000	646,457.69	
Prepaid-FXRC Fee - KFW	179010	4,768,251.13	
Deferred Charges	182000	222,220.72	
Deferred Tax Asset - NOLCO	182025	39,261,645.50	
Prepaid-Uniform	185000	495,000.23	
Prepaid-Membership Fees & Dues	185005	103,748.46	
Prepaid-Comm.-Internet	185015	600.99	
Prepaid-Taxes & Licenses	185020	479,070.07	
Prepaid-Others	185025	946,916.16	
Prepaid-Subscription & Periodicals	185035	21,621.81	
Prepaid-Guarantee Fee - KFW	185050	1,589,417.05	
Prepaid-Rep. & Maint.-IT Equipment/Software	185055	430,305.41	
Prepaid - Income Tax	185060	316,769.11	
Prepaid - Foreclosure	185070	69,210.00	
Prepaid - Acquired Asset Expense	185075	207,212.35	
Guarantee Deposits	186000	769,992.91	
Creditable Withholding Tax	189005	292,513.40	
Deferred Tax Asset - MCIT	189020	11,680,634.57	
Deferred Tax Asset -Timing Difference	189030	34,525,893.96	
Deferred Tax Asset -Allow for DA	189035	16,101,433.53	
Investment in Treasury Bills	191000	884,608,504.53	
Investment in Treasury Bills - ADB	191005	270,912,953.60	
Investment in Treasury Bills - MSME Notes	191011	148,699,084.45	
Investment in Treasury Bills - Liquidity Reserve Fund	191012	62,459,362.57	
Investment in Treasury Bills - KFW	191015	172,988,982.34	
Investment in Treasury Bills-GRF	191020	291,008,526.78	
Investment in Bonds	193000	146,500.00	
Investment-Equity Ventures Program	197010	18,697,620.00	
Investment-Norman Badua Account	197020	121,102.00	
Investment-Banco Agricola Account	197025	225,642.12	
Land	201000	901,623.04	
Office Buildings	211000	136,912,742.92	
Leasehold Improvement, Buildings	219000	2,170,965.49	
Building Improvements	219005	2,845,082.23	
Office Equipment	221000	2,074,110.50	
Furniture & Fixtures	222000	2,354,677.74	
Other Assets	222005	92,649.53	
Other Assets - DAR	222010	3,901,362.17	
Other Assets - SPAV-DBP	222015	856,100.00	
IT Equipment & Software	223000	20,608,657.93	
Library Books	224000	195,736.26	
Motor Vehicles	241000	14,457,892.40	
Other PPE -Miscellaneous	250000	3,175,627.05	
Miscellaneous Assets-E-LOANS	250005	1,840,535.87	

**SMALL BUSINESS GUARANTEE AND FINANCE CORPORATION**  
**TRIAL BALANCE**  
**March 31, 2015**

ACCOUNT TITLE	ACCOUNT CODE	DEBIT	CREDIT
Acq. Assets - Chattels/Equipment	290005	8,489,521.70	
Allowance for Impairment Loss - Land - AA	290010		9,956,721.68
Allowance for Impairment - Other Assets-DAR	290015		1,813,252.05
Accum. Dep'n - Chattel Mortgage	290025		8,266,203.51
Acq. Assets - Land	290030	88,592,996.94	
Acq. Assets - Bldg. & Structures	290035	88,323,812.77	
Allowance for Impairment - Other Assets-SPAV DBP	290040		49,025.00
Allow. for Doubtful Acct.-A/R-Others	301010		880,000.00
Allow. for Doubtful Acct.-Loans	301015		325,921,357.68
Allow. for Doubtful Acct.-Guarantee	301020		75,496,355.07
Allow. for Doubtful Acct.- Deficiency Claim Rec'ble-Guarantee	301025		78.00
Allow. for Impairment - Inv. Equity Venture Program	301030		1,726,045.00
Allow. for Doubtful Acct.-LR Equity Venture Program	301035		5,486,588.19
Allow. for Doubtful Acct. - LRP	301040		13,447,477.85
Allow. for Doubtful Acct.- Deficiency Claim Rec'ble-Wholesale	301045		15.00
Allow. for Doubtful Acct.- Deficiency Claim Rec'ble-Retail	301050		67.00
Allow. for Doubtful Acct.- ERF	301055		92,031,014.79
Accu.Dep'n.-Office Buildings	311000		74,864,545.95
Accu.Dep'n.-Leasehold Improvements	319000		1,411,045.43
Accu.Dep'n.-Building Improvements	319005		1,984,264.37
Accu.Dep'n.-Office Equipment	321000		1,558,290.60
Accu.Dep'n.-Furniture & Fixtures	322000		1,446,920.06
Accu.Dep'n.-IT Equipment & Software	323001		14,779,190.98
Accu.Dep'n-Motor Vehicles	341000		9,199,015.94
Accu.Dep'n-Other PPE - Miscellaneous	350000		2,116,013.01
Accum. Amortization-Misc. Assets-E-Loans	350010		1,840,535.87
Accum. Dep'n.-ROPA - Bldg. & Structures	350020		22,882,881.25
OFI Equity on NRP	439000		1,929,789.17
OFI Equity on Acquired Assets	439005		2,972,973.79
OFI Equity on Other Assets-DAR	439006		273,451.65
Deferred Interest Income	455010		17,664,539.07
Vouchers Payable	401000		5,952,019.47
Notes Payable - Bank & Other FI's / MSME Notes	402000		1,211,416,566.19
Interest Payable- KFW	409005		1,295,260.20
Interest Payable- Banks & Other FI's	409030		3,918,163.36
Interest Payable- IFAD	409045		173,460.78
Accts. Payable-BIR	412000		854,610.86
W/holding Tax- Compensation	412005		696,102.60
W/holding Tax- At Source	412010		102,218.63
W/holding Tax- VAT - Goods	412015		6,810.77
W/holding Tax- VAT - Services	412016		80,305.87
W/holding Tax- Contractor's Tax	412020		736.07
Income Tax Payable	412030		0.51
W/holding Tax- At Source-MSME	412035		191,027.23
Due to GSIS	413000		435,025.15
Due to PAG-IBIG	414000		39,208.56
Due to PHILHEALTH	415000		47,528.31
Due to BMBE	418000		398,975.66
Guarantee Deposits Payable	426000		27,000.00
Performance/Bidders/Bail Bonds Payable	427000		271,465.89
Due to OFI	439010		3,749,640.04
Accts. Payable-Employees Loan - GSIS	439015		384,863.46
Accts. Payable-Employees Loan - HDMF	439016		849.40
Accts. Payable-Employees Loan - HDMF-Housing Loan	439017		3,493.65
Accts. Payable-Pre-Need	439020		541.58
Accts. Payable-Notary Public	439025		2,500.00
Accts. Payable-Prov. Fund	439030		73,857.26
Accts. Payable-Others(Misc.)	439035		22,780,900.80
Accts. Payable-GRT	439045		18,748.99
Undistributed Coll.	439060		3,191,267.80
Und. Collections-Ret. Checks	439061		1,030,200.60
Loans Payable - ADB	445005		614,579,627.63
Loans Payable - KFW	445010		567,404,370.00
Loans Payable - IFAD	445015		31,083,074.96
Deferred Interest Income - CAR	455030		1,386,720.18
Common Stocks	502000		1,519,902,000.00

SMALL BUSINESS GUARANTEE AND FINANCE CORPORATION

TRIAL BALANCE

March 31, 2015

ACCOUNT TITLE	ACCOUNT CODE	DEBIT	CREDIT
Preferred Stocks	502005		400,000,000.00
Paid-in Capital in Excess of Par	503000		79,510,460.00
Retained Earnings	510000		269,859,967.42
Appropriated Retained Earnings	510005		280,673,100.00
Salaries & Wages-Regular	701000	13,413,222.57	
Personnel Econ. Relief Allow-PERA	711000	205,013.65	
Add'l Compensation (ADCOM)	712000	611,040.97	
Representation Allowance (RA)	713000	656,683.00	
Transportation Allowance (TA)	714000	594,753.00	
Clothing/Uniform Allowance	715000	169,999.77	
Other Bonuses & Allowances	719000	5,255,485.46	
Overtime & Night Pay	723000	5,860.99	
Life Retirement Ins. Cont.	731000	1,641,103.20	
PAG-IBIG Cont.	732000	41,600.00	
PHILHEALTH Contributions	733000	138,637.50	
ECC Contributions	734000	41,600.00	
Sal. & Wages-Leave Encashment/Terminal Leave	742000	345,781.75	
Emp. Benefits-Rice Allotment	749000	780,925.00	
Emp. Benefits-Medical Allowance	749005	167,843.48	
Emp. Benefits-Meals	749010	216,367.96	
Emp. Benefits-Children	749011	12,090.00	
Provident Fund ER Cont.	749020	1,941,543.39	
Board Fees	749035	290,000.00	
Emp. Benefits-Others	749040	10,000.00	
Travelling Expenses-Local	751000	496,041.83	
Training Expenses	753000	76,213.00	
Supplies & Materials	755000	259,485.32	
Accountable Forms Expenses	756000	102,000.00	
Gasoline, Oil & Lubricants Exp.	761000	236,231.20	
Water Expense	766000	18,973.85	
Electricity Expenses	767000	616,399.35	
Postage and Deliveries	771000	44,648.92	
Telephone Expenses-Landline	772000	261,184.43	
Telephone Exp.-Mobile	773000	188,843.78	
Internet Expenses	774000	393,166.51	
Membership Dues & Cont. to Organization	778000	5,942.95	
Advertising Expenses	780000	53,200.00	
Printing and Binding Expense	781000	90.00	
Rental Expense	782000	556,936.09	
Condominium Dues	782005	520,895.93	
Business Promotion	783000	76,877.07	
Board & Committee Expenses	783005	197,697.06	
Mgm't. Comm. Expense	783010	3,364.00	
Business Dev't. Exp.	783015	113,152.90	
Subscriptions Expense	786000	15,004.31	
Legal Services	791000	29,308.40	
Auditing Services	792000	800,885.82	
Consultancy Services	793000	45,528.00	
Janitorial Services	796000	206,274.13	
Security Services	797000	105,000.00	
Other Contractual Services	799000	698,476.60	
Other Contractual Services - Agency Hired	799005	1,174,489.16	
Repairs & Maint.- Furn. & Fixtures	822000	600.00	
Repairs & Maint.- IT Equipment & Software	823000	490,083.28	
Rep. & Maint.-MotorV.-Labor	841000	89,409.92	
Rep. & Maint.-MotorV.-Parts	841005	39,815.48	
Repairs & Maint.-Other	850000	8,406.58	
ExtraOrdinary Expenses	883000	895,331.58	
Miscellaneous Expenses	884000	281,232.44	
Taxes & Licenses-Car Reg.,PTR & Other	891000	30,403.74	
Taxes & Licenses-GRT	891005	2,564,921.33	
Taxes & Licenses-Municipal/Realty Tax	891010	159,690.03	
Fidelity Bond Premiums	892000	28,371.00	
Insurance Expenses	893000	336,120.68	
Prov. for Probable Losses	901000	6,999,999.99	
Prov. for Probable Losses-Guarantee	901015	1,875,000.00	

**SMALL BUSINESS GUARANTEE AND FINANCE CORPORATION**  
**TRIAL BALANCE**  
**March 31, 2015**

ACCOUNT TITLE	ACCOUNT CODE	DEBIT	CREDIT
Depreciation-Office Buildings	911000	967,524.05	
Depreciation-Leasehold Improv.	919000	16,330.80	
Depreciation-Building Improvements	919005	34,445.98	
Depreciation-Office Equipment	921000	46,198.95	
Depreciation-Furniture & Fixtures	922000	41,761.83	
Depreciation-IT Equipment & Software	923000	356,990.49	
Depreciation-Motor Vehicles	941000	318,661.43	
Depreciation- Other PPE - Miscellaneous	950000	65,529.54	
Dep'n-ROPA	950015	707,914.31	
Development Cost - Risk Based Lending	969005	100,928.58	
Litigation Expenses	969015	72,519.26	
Acquired Assets Expense	969020	467,863.51	
Development Cost - SME	969040	36,855.65	
ERF Expense (Enterprise Rehabilitation Financing)	969045	350,804.17	
Bank Charges	971000	9,323.33	
Bank Charges-ADB	971005	124,874.19	
Guarantee Fee Expense - ADB	972010	1,803,635.48	
Guarantee Fee Expense - KFW	972015	1,589,417.04	
FXRC Fee Expense-ADB	972040	5,410,906.46	
FXRC Fee Expense-KFW	972045	4,768,251.14	
Interest Expense- KFW	975005	1,295,260.20	
Interest Expense- ADB	975010	501,613.16	
Interest Expense - Banks & Other FI's	975020	3,924,175.45	
Interest Expense- IFAD	975030	346,921.57	
Guarantee Fee	648100		208,077.74
Other Oper. Income-Ext'n. Fee	648105		2,000.00
Other Oper. Inc.-Proc./Front-end/Serv.-Retail Program	648111		419,680.69
Other Oper. Inc.-Proc./Front-end/Serv.-Micro Program	648113		264,781.25
Other Oper. Income-Misc.	648115		40,660.06
Other Oper. Income-Evaluation Fee	648120		11,500.00
Other Oper. Income-Eval'n Fee-Retail Program	648121		542,780.00
Other Oper. Income-Eval'n Fee-Wholesale Program	648122		3,000.00
Other Oper. Income-Eval'n Fee-Micro Program	648123		48,000.00
Other Oper. Income-Restructuring Fee	648130		15,009.11
Other Oper. Income-Out of Town	648135		270,000.00
Other Oper. Income-Commitment Fee	648155		128,250.00
Other Oper. Income-Amendment Fee	648165		12,000.00
Int. Income on Investment	664100		9,561,901.31
Int. Income on Inv.-ADB	664102		3,945,801.93
Int. Income on Inv.-SDA	664104		106,660.54
Int. Income on Loans - FAST	664105		1,124,232.23
Int. Income on Inv.-Guarantee Reserve Funds	664109		3,611,481.90
Int. Income on Loans-FIRM	664110		2,803,588.14
Int. Income on Inv.-SDA-GRF	664112		54,742.21
Int. Income on Inv.-SDA-Liquidity Res. Fund	664113		46,133.09
Int. Income on Inv.-SDA - MSME NOTES	664116		59,495.81
Int. Income on Inv.-TB - MSME Notes	664119		977,675.44
Int. Income on Loans-MICRO	664121		23,094,806.52
Int. Income on Inv.-TB - Liquidity Reserve Funds	664122		299,977.41
Int. Income on Inv.-TB - KFW	664123		2,248,290.82
Int. Income on Loans-FORCE	664135		65,102.72
Int. Income on Loans - FLEXIBLE	664141		4,698,666.53
Int. Income on Loans-Calamity Loan	664166		5,186.31
Int. Income on AA Disposal	664167		505,854.29
Int. Income on Loans - FEASIBLE	664170		84,446.69
Int. Income on Loans - FEASIBLE-ADB	664171		8,846.24
Int. Income on Inv. in Bonds (Acquired Assets)	664200		1,930.95
Int. Income on Loans-NR with GC	664250		81,954.43
Interest Income on Bank Dep.-IFAD	664453		31.61
Interest Income on Bank Dep.-DOLLAR	664454		11.20
Interest Income on Bank Dep.	664455		26,848.76
Interest Income on Bank Dep.-MSME Notes	664456		1,254.49
Int. Income on Loans -FLEXIBLE-ADB	664535		96,458.78
Int. Income on Loans -MICRO-IFAD	664541		1,400,534.11
Int. Income on Loans-FMICRO	664550		223,335.09
Int. Income on Loans-DEMAND	664575		46,088.29



**SMALL BUSINESS GUARANTEE AND FINANCE CORPORATION**  
**TRIAL BALANCE**  
**March 31, 2015**

ACCOUNT TITLE	ACCOUNT CODE	DEBIT	CREDIT
Int. Income on Loans-DEMAND-ADB	664580		2,956.96
Int. Income on Loans -FIRM-KFW	664585		234,875.40
Int. Income on Loans-RMICRO Loan	664590		4,259,127.99
Int. Income on Loans-GRAD	664595		198,553.68
Trusteeship Fee - SB	664600	25,661.30	
Int. Income on Loans-WCAP	664630		7,920,843.97
Int. Income on Loans-RUMEPP	664645		14,633.80
Int. Income on Loans - CAR-Retail	664660		2,376.87
Int. Income on Loans-RUMEPP-IFAD	664670		2,433.33
Int. Income on Loans-ERF	664680		3,736,170.94
Int. Income on Loans - CAR - Micro	664685		9,582.28
Miscellaneous Income	678000		70,761.08
Miscellaneous Income-MGMT. FEE BMBE	678010		505,901.39
Miscellaneous Income - AA Disposal	678030		91.32
Extraordinary Income	678035		76,000.00
Support from NG	678040		350,804.17
Other Fines & Penalties	679000		1,338,480.35
Realized Gain/Loss on FOREX-Translation - ADB	681025		(835,431.77)
Unrealized Gain/Loss on FOREX-Translation - ADB	681035		(3,618,985.29)
Unrealized Gain/Loss on FOREX-Translation - KFW	681036		68,361,930.00
Unrealized Gain/Loss on FOREX - Derivative-ADB	681045		(4,680,628.00)
Unrealized Gain/Loss on FOREX-Derivative-KFW	681050		2,249,791.00
Unrealized Gain/Loss on FOREX-Translation-DOLLAR	681065		(385.17)
Gain/Loss on Sale of Disposed Assets	682000		388,791.62
		<b>5,849,276,080.50</b>	<b>5,849,276,080.50</b>

Prepared by:

  
**HEIDE M. VEGA**  
 Manager-Accounting

Certified by:

  
**ALFREDO S. DIMACULANGAN**  
 Head-Resource Management Sector