

SUMMARY OF APPROPRIATIONS, ALLOTMENTS, OBLIGATIONS, DISBURSEMENTS AND BALANCES BY OBJECT OF EXPENDITURES
As at the Quarter Ending March 31, 2021


FAR No. 1-A


Department : Budgetary Support to Government Corporations
 Agency : Small Business Corporation
 Operating Unit : < not applicable >
 Organization Code (UACS) : 35 049 000000
 Fund Cluster : 01 Regular Agency Fund


X	Current Year Appropriations
	Supplemental Appropriations
	Continuing Appropriations


UACS Fund Cluster: 01-Regular Agency Fund, 02-Foreign Assisted Projects Fund, 03-Special Account-Locally Funded/Domestic Grants Fund, and 04-Special Account-Foreign Assisted/Foreign Grants Fund)

Particulars	UACS CODE	Appropriations			Allotments			Obligations				Disbursements				Balances							
		Authorized Appropriations	Adjustments (Transfer To/From, Modifications/ Augmentations)	Adjusted Appropriations	Allotments Received	Adjustments (Reductions/ Modifications/ Augmentations)	Transfer To	Transfer From	Adjusted Allotments	1st Quarter Ending March 31	2nd Quarter Ending June 30	3rd Quarter Ending Sept. 30	4th Quarter Ending Dec. 31	TOTAL	1st Quarter Ending March 31	2nd Quarter Ending June 30	3rd Quarter Ending Sept. 30	4th Quarter Ending Dec. 31	TOTAL	Unreleased Appropriations	Unobligated Allotments	Unpaid Obligations (15-20)/(20-24)	
1	2	3	4	5=(3+4)	6	7	8	9	10=(6+(-7)+(-8)+9)	11	12	13	14	15=(11+12+13+14)	16	17	18	19	20=(16+17+18+19)	21=(5-10)	22=(10-15)	23	24
SUMMARY		1,000,000,000.00	0.00	1,000,000,000.00	1,000,000,000.00	0.00	0.00	0.00	1,000,000,000.00	175,872,053.55	0.00	0.00	0.00	175,872,053.55	175,872,053.55	0.00	0.00	0.00	175,872,053.55	0.00	824,127,946.45	0.00	0.00
A. AGENCY SPECIFIC BUDGET		1,000,000,000.00	0.00	1,000,000,000.00	1,000,000,000.00	0.00	0.00	0.00	1,000,000,000.00	175,872,053.55	0.00	0.00	0.00	175,872,053.55	175,872,053.55	0.00	0.00	0.00	175,872,053.55	0.00	824,127,946.45	0.00	0.00
Maintenance and Other Operating Expenses		1,000,000,000.00	0.00	1,000,000,000.00	1,000,000,000.00	0.00	0.00	0.00	1,000,000,000.00	175,872,053.55	0.00	0.00	0.00	175,872,053.55	175,872,053.55	0.00	0.00	0.00	175,872,053.55	0.00	824,127,946.45	0.00	0.00
Financial Assistance/Subsidy	9021400000	1,000,000,000.00	0.00	1,000,000,000.00	1,000,000,000.00	0.00	0.00	0.00	1,000,000,000.00	175,872,053.55	0.00	0.00	0.00	175,872,053.55	175,872,053.55	0.00	0.00	0.00	175,872,053.55	0.00	824,127,946.45	0.00	0.00
Subsidy Support to Government-Owned and Controlled Enterprises	5021400000	1,000,000,000.00	0.00	1,000,000,000.00	1,000,000,000.00	0.00	0.00	0.00	1,000,000,000.00	175,872,053.55	0.00	0.00	0.00	175,872,053.55	175,872,053.55	0.00	0.00	0.00	175,872,053.55	0.00	824,127,946.45	0.00	0.00
Subsidy Support to Operators of GOCCs	5021400000	1,000,000,000.00	0.00	1,000,000,000.00	1,000,000,000.00	0.00	0.00	0.00	1,000,000,000.00	175,872,053.55	0.00	0.00	0.00	175,872,053.55	175,872,053.55	0.00	0.00	0.00	175,872,053.55	0.00	824,127,946.45	0.00	0.00
GRAND TOTAL		1,000,000,000.00	0.00	1,000,000,000.00	1,000,000,000.00	0.00	0.00	0.00	1,000,000,000.00	175,872,053.55	0.00	0.00	0.00	175,872,053.55	175,872,053.55	0.00	0.00	0.00	175,872,053.55	0.00	824,127,946.45	0.00	0.00

Prepared by:

 CARLO C. UMALI
 Senior Financial Specialist
 Date:

In coordination with:

 MATHEW ZEPORIC A. DAYAPERA
 Chief Financial Specialist
 Date:

Recommending Approval:

 CORAZON A. DIMAYUGA
 Head, Contership Group
 Date:

Approved by:

 MA. LURDES E. CACANANDO
 President/CEO
 Date: