

HOW TO PAY YOUR MONTHLY AMORTIZATION USING GCash

Your step by step guide on paying your SB Corp loan amortization via GCash

Skip long lines!
**Pay your SB Corp
loans online
via GCash!**



GCash



Resilient, Innovative and Sustainable
Enterprises, Unleash your Powers
with SBCorp

Login to your BRS account here

Login

[Forgot my Email or Password?](#)

No BRS Account yet?

Create New Account

Small Business Corporation (SBC) respects and protects your personal data privacy. To learn how SBC processes and protects confidentiality of any personal and sensitive information that you may provide, please read carefully, and click the **"Create Account"** button if you agree to the terms stated in [Privacy Policy](#).

"Works best on **Google Chrome**"



STEP 1 GET YOUR CUSTOMER ACCOUNT NUMBER (CAN)

Log in to your Borrower
Registration System
Account using your
registered email and
password

Small Business Corporation

PEDRO JUAN ASCO

- Dashboard
- Apply for a Loan
- Loan Accounts
- My Profile
- Help

Borrower Registration System

Dashboard



Congratulations for creating a new account with us! You are now eligible to apply for a loan. If you want to proceed for loan processing just click the Apply for a Loan button.

or

You may view your profile or add your business information for us to get to know you better.

[Apply for a Loan](#)

[My Profile](#)

STEP 1.2
On the borrower dashboard click on Loan Accounts

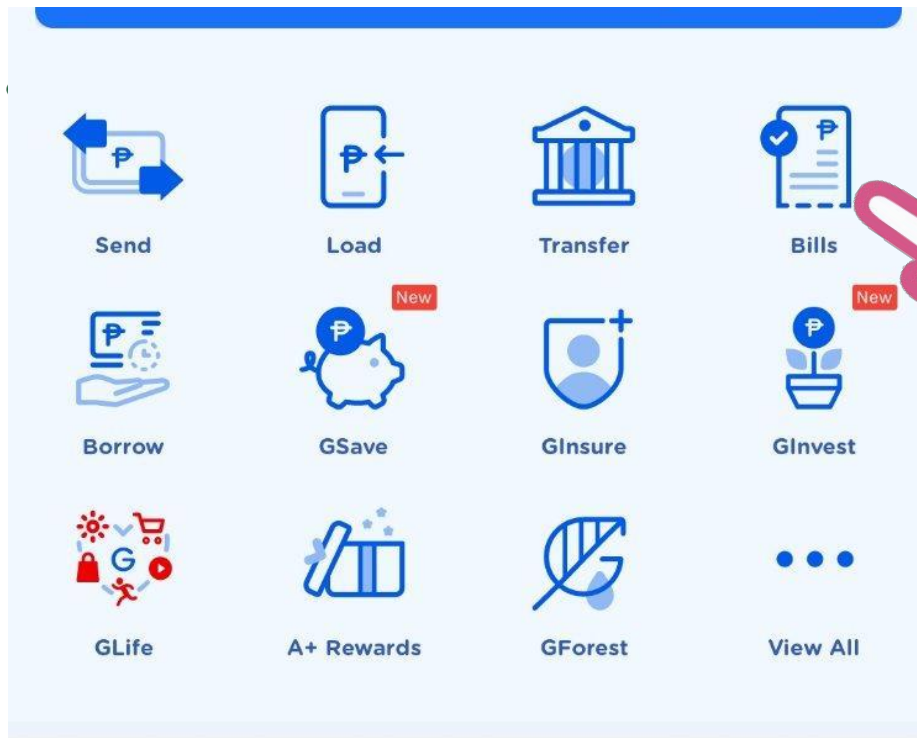
Loan Accounts

Profile

Customer Account Number:	9178683059
PN Number:	PN-000001-TEST
Borrower Name:	PEDRO JUAN ASCO
Business Name:	BICYCLE SHOP
Loan Amount:	200,000.00
Loan Term (Inclusive of Grace Period)	60
Grace Period:	6
Maturity:	11 Nov 2020
Release Date:	11 Sep 2015
Interest Rate:	8%
Penalty Rate:	6%
Service Fee Rate:	%
Payment Mode:	Monthly



STEP 1.3
Existing Loan Accounts will be displayed on the screen. The **CAN** is on the topmost field. If you have more than one account click on to the dropdown button to get the **CAN** for each account.



STEP 2. OPEN GCASH APP

**OPEN YOUR Gcash App
and choose Bills Payment
on the Menu.**

Mega Deals



Categories

[View all](#)



Electric Utilities



Water Utilities



Cable/Internet



Telecoms



Credit Cards



Loans



Government



Insurance



Transportation



Real Estate



Healthcare



Schools



Payment Solutions

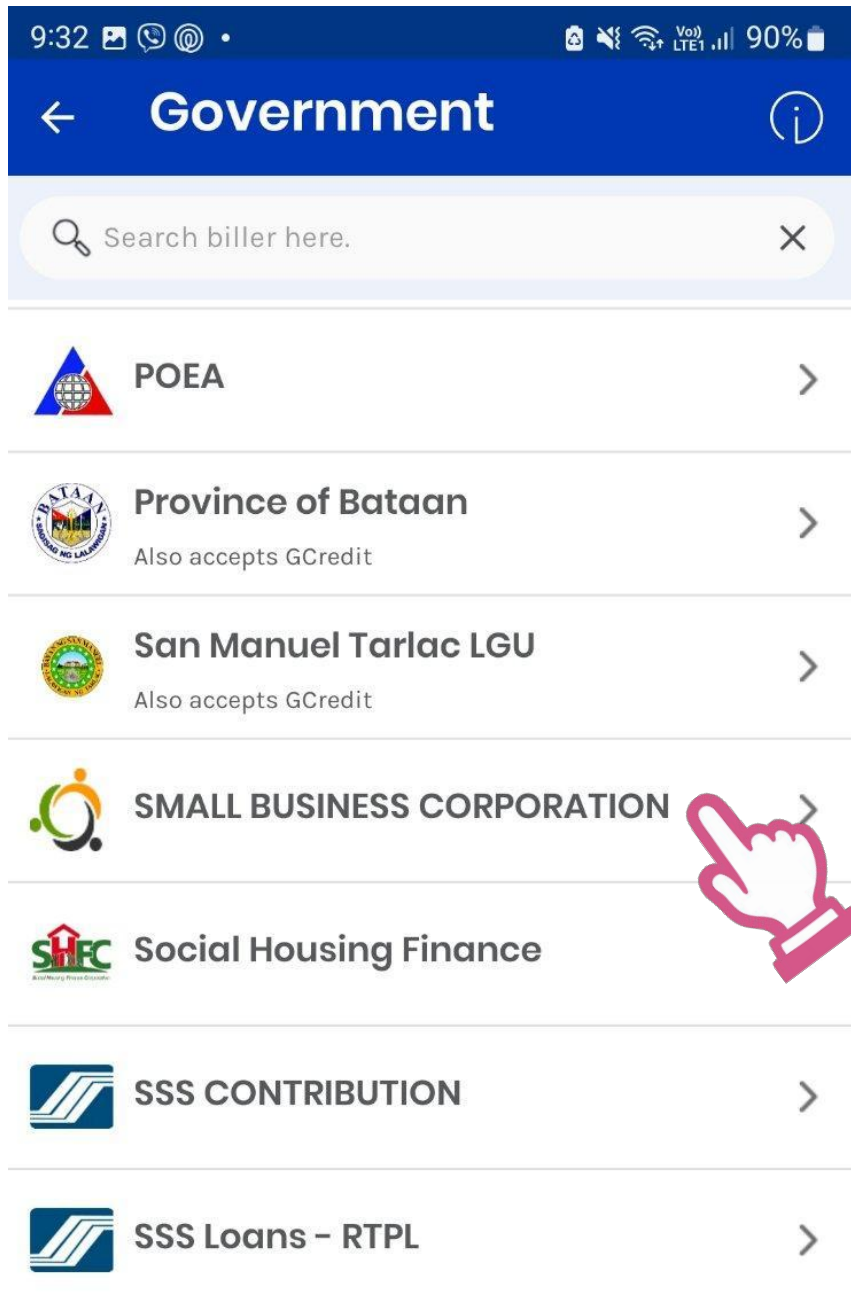


Others



STEP 3. CHOOSE CATEGORY

From the transaction categories available choose **Government**.



STEP 3. LOOK FOR SMALL BUSINESS CORPORATION AMONG THE GOVERNMENT MERCHANTS

From the list of Government scroll down and use the search function above to look for Small Business Corporation.

Click on the Small Business Corporation




SMALL BUSINESS CORPORATION

Posting period: next business day

PHP

0.00



You will be charged a service fee of PHP 10.00

Payment Type

Select Payment Type

Customer Account Number (CAN)

Enter Customer Account Number (CAN)

Borrower's Name

Enter Borrower's Name

Contact Number

Enter Contact Number

Email Address

Enter Email Address (optional)

STEP 4. INPUT BORROWER INFORMATION

Input the amount of monthly amortization to be paid

Select Payment Type - **Loan payment**

Input Customer Account Number (CAN), Borrower's Name, Contact Number and Email Address and click **Next**

← Pay Bills

SMALL BUSINESS CORPORATION
Confirmation

You are about to pay

PHP 50.00

using your GCash

Payment Type	Loan Payment
Customer Account Number (CAN)	9188613062
Borrower's Name	Ric Perez
Contact Number	09224329899
Email Address	rperez@email.com

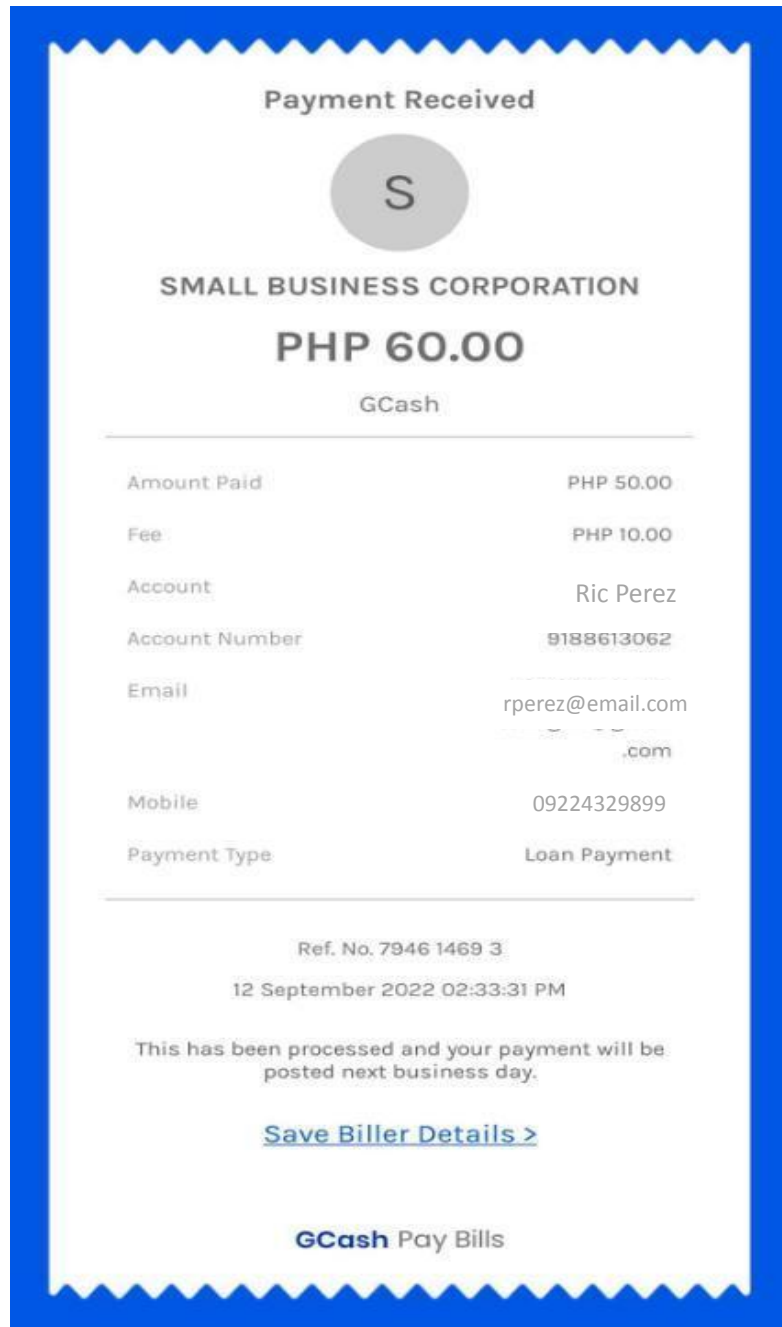
Please note that several billers charge a service fee.

CONFIRM



STEP 5. CONFIRMATION

Check the information and click Confirm



STEP 6. PAYMENT RECEIVED

A payment received confirmation will appear on screen.

You have successfully paid your monthly amortization via G-Cash.